



WAUPS

BIO7EM
DENTAL IMPLANT SYSTEM

INNOIDENT

Advanced Implant Surgery Program 4-Days Live Patient Training

6 - 9 May 2024, Vietnam

First 8
Registrants
accepted

- 4 Patients / day
- Sinus and Ridge Augmentation
- Fast track to WAUPS and ICOI Fellowship



Program Director
Prof. Dong-Seok Sohn

Dept of Oral and Maxillofacial Surgery,
Catholic Univ. Medical Center of Daegu(CUMCD),
President of WAUPS



Surgical Instructor
Eric Park

AEGD / Clinical faculty UCLA
Oral implantologist
Visiting Professor of CUMCD
Vice President of WAUPS-USA



Surgical Instructor
Dr. Jin Kim
DDS, MPH, MS, FACD
Board-certified Periodontist(USA)
Visiting Professor of DCUMC
President of WAUPS-USA



Surgical Instructor
Dr. Grace Kim

BDSC UQ / MICOI / DWAUPS
Visiting Professor of CUMCD
Director of WAUPS-AUSTRALIA

This is a training program designed for private clinicians to advance their surgical skills in Implant dentistry. Close hands-on teaching and supervision by 1 Surgical Instructor to 2 Attendees.

Course Outline & Inclusions

- Procedure to make original Sticky Bone.
- Immediate implant placement, Ridge split and bone expansion techniques.
- Surgery using Ultrasonic Piezoelectric Device & Phlebotomy training.
- Socket preservation and augmentation using Contemporary biological enhancers CGF (PRF).
- Guided bone regeneration techniques using original Sticky Bone™ & Sohn's Poncho technique™.
- Advanced ridge augmentation using SANTA (Tenting Abutments) & Sohn's Bone Builder.
- Sinus elevation & augmentation techniques.
Lateral approach - ROB Widow (Replaceable Osteo inductive Bony Window)
Crestal approach -HPISE (Hydrodynamic Piezoelectric Internal Sinus Elevation)
- Management of complications and sinus pathology.

Advanced Implant Surgery Program
Mastering complex surgical cases

Email for Registration info@innodent.com.au

Testimonials

What a great course! The Caliber of mentors were phenomenal!!! You will learn something different from all the instructors including , perio, oral maxillofacial surgeon and sinus specialists!! I have learnt so much including , Tooth bone graft, SANTA, 3D augmentation, lateral window, basic suturing, implant 101, etc etc. It was great. Would love to come back and learn again next year. And most importantly, it's the quality of contents that I have picked up that matter more than the number of implants. The quality is something I will never forget. So thank you. On top, I now know how to manage excessive bleeding patients. I recommend it to anyone who wants to advance their dental implant or oral surgery skills

- Dr. Jack Yang, Australia

WAUPS and a few days spent observing Dr Sohn at his clinic were awesome. Dr Sohn has invented ways of doing advanced ridge augmentation and advanced sinus augmentation in a very predictable and safe manner. It was a great experience to actually learn to do complex dental implant surgeries in a simple yet predictable manner. Dr Sohn and the WAUPS team are at the forefront of advanced ridge and sinus augmentation and implant surgery. It was a great honor and privilege to learn from the best in implant dentistry. I would highly recommend WAUPS to anyone who wants to advance their skills to the next level in implant dentistry.

- Dr. Harleen Braich, West Kelowna, Canada

"WAUPS is leading the way in cutting edge technology. Prof Sohn and his team of mentors are genuinely willing to teach, are friendly, open and knowledgeable, they made us all feel at ease. We all were guided through lateral approach and crestal approach using piezo for sinus lift, immediate implant placement, ridge split, ridge expansion, GBR using auto tooth bone, CGF and lots of implant placements. This was the best live course I have ever attended. There were lots of patients for all the students. All the students received the same number of patients and was all treated fairly. The clinic was well organized with CT scan, OPG, aircons. Infection control was the best out of all the live courses I have attended. I would do the course again if time is available as the demonstrators generously share their time and knowledge."

- Dr. Yashesh Dinesh Sheth, Australia

"I am practicing periodontist in Baton Rouge, Louisiana. Even when with many years of experience doing traditional implants, I have learned a lot here. Techniques that I know I can bring to my home and to my field will make me a much better surgeon."

- Dr. Kenneth F. Markle, Periodontist, Baton Rouge, LA

"It was the most rewarding and wonderful experience ever. Course was very well organized, and instructors were extremely helpful and knowledgeable and they can be your life time mentors. I gained tremendous confidence in performing implant surgery after this course. Whoever wants to expand and improve their surgical skill in implant surgery, I highly recommended this course."

- Dr. Jillian Park, Hartford CT, USA

Organized by



WAUPS

Sponsored by

BIO7EM
DENTAL IMPLANT SYSTEM

mectron

medical technology



BIO7EM

Simplified 3-dimensional ridge augmentation using SANTA



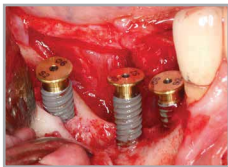
Note huge bone defect caused by infection of previous bone graft



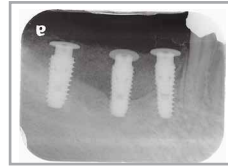
Three Implants (Biotem) were placed with good stability to replace missing teeth



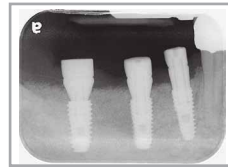
SANTA was placed on each implant to maintain bone graft during healing period



StickyBone® grafting, followed by placement of a collagen barrier



A postoperative radiograph shows extensive augmentation



Uncovering was done after 4 months of healing



Note stable marginal bone over implant platform after 1 year in function



Intraoral image after 1 year in function




BIO7EM

Simplified management of vertical alveolar defect using SANTA and SBB



Note 3-D defect caused by peri-implantitis



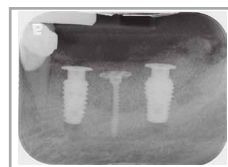
A preoperative radiograph shows huge defect



SANTA was placed on each implant (Biotem) platform and 6mm wide round SBB was placed on the pontic site to stabilize bone graft during healing period



StickyBone® grafting, followed by placement of a collagen membrane



A postoperative radiograph confirms extensive augmentation over SANTA and SBB



Uncovering was done after 4 months of healing. Note stable bone graft over implant platform and the pontic site

Qualification for WAUPS Fellowship

All candidates for WAUPS Fellowship need to register and attend the Award ceremony for fellowship certification at the WCUPS (World Congress of Ultrasonic Piezoelectric Bone Surgery) 2023 November in Cairo, Egypt or the following.



Qualification for ICOI Fellowship

ICOI Membership is a pre-requisite to all Advanced (Fellowship) Credentials.

All candidates for the ICOI Fellowship must register and attend an ICOI event to receive the Certification.

Surgical Observation Opportunity

International Implant Institute at Catholic Univ. Medical Center Daegu South Korea with Prof. Dong Seok, Sohn within 2 years of the course completion.



Complimentary Implant Surgical Kit

Brand new BIOTEM kit used during the 4-days Live surgery will be provided to attendees, with 30 BIOTEM implant fixtures.

